










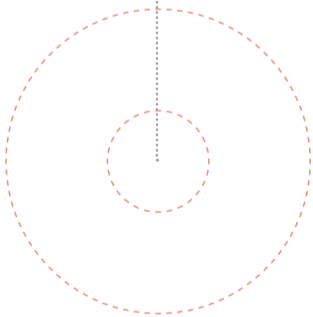







Origin

Origin Sherwood Clair pictured overleaf

| | |
|--|----------------------------|
|  EN 685 DOM | 23 |
|  EN 685 COM | 31 |
|  EN 428 | ca. 2,6 mm |
|  EN 429 | ca. 0,25 mm |
|  EN 430 | ca. 1,61 kg/m ² |
|  EN 426 | ca. 27m ca. 4m |
|  EN 433 | ≤ 0,35 mm |
|  EN 434 | ≤ 0,40 % |
|  EN 13501-1 | B _{fl} -s1 |
|  ISO 105/B02 | ≥ 6 |
|  ISO 717/2 | ca. 18 dB |



| | |
|--|-------------------------|
|  EN 660-1 | T |
|  EN 12524 | 0,04 m ² K/W |
|  EN 1815 | ≤ 2Kv |
|  Recyclable | OK |
|  Chemical resistance | OK |



R-MAX

POLYSTYL has developed R-MAX, a new wear layer surface treatment using reinforced polyurethane combined with aluminum oxide. Aluminum oxide is the third hardest substance after diamond and carbon. Therefore R-MAX has a wear resistance 3 to 4 times greater than polyurethane. R-MAX, thanks to its hardness avoids scuff marks, eases maintenance, increases durability and protects the appearance of the flooring.

HOW TO TAKE CARE OF YOUR CUSHIONED VINYL FLOORING




CARE AND MAINTENANCE

A correct maintenance will keep your floor looking like new.

- Scuff marks, various types of shoes soles may cause scuff marks. If scuff marks appear, we recommend you identify the cause (eg. joggers/runners) and remove. No claims will be accepted for scuff marks.
- Avoid surface scratches by sweeping or vacuuming your floor as often as necessary to remove loose dirt. Weekly maintenance should be carried out by washing the floor with water and a neutral PH floor cleaner.
- To protect more efficiently the surface and keep your floor looking like new, you protect the surface with a suitable neutral PH wash and shine product. This product requires no rinsing after application.
- Extra surface protection can be achieved by applying a low gloss floor polish.
- Do not use wax.

GUARANTEE

Any claim under this warranty must be made within 10 years of the date of purchase of the product. To make a claim under warranty, take the product (with proof of purchase) to the store where you purchased the product or contact George Low. George Low will pay your reasonable direct expenses of claiming under this warranty. You may submit details and proof of your claim to George Low for consideration. This warranty is provided in addition to the other rights and remedies you may have under law; our goods come with guarantees which cannot be excluded under the Australian Consumer Law. You are entitled to replacement or refund for a major failure and to have the goods repaired or replaced if the goods fail to be of acceptable quality and the failure does not amount to a major failure, and for compensation for any other reasonably foreseeable loss or damage. The warranty is given by George Low ABN 78 006 296 224, 114-118 Woodlands Drive, Braeside, VIC, 3195 ph: (03) 9587 4222.

| | | |
|---|---|---|
|  | EN 14041 : 2004 | Manufactured by: |
| |   | Tarkett 2, Op der Sang 9779 Lentzweiler LUXEMBOURG |

T11174 GEORGES LOW ORIGIN BOOK
POLYSTYL reserves the right to modify the range specifications or details without notice. All the pictures used in this document are copyrighted © 2012 POLYSTYL except where explicitly noted otherwise (*). All rights reserved.



George Low